



# Rambler

## October 1994

### Christmas Party Slide Show

Sue Pavlat has volunteered to do another fabulous slide show, but she can't do it without your help. Please send her your pictures by the end of October. Make sure to put your name on the back of the picture so it can be returned to you. Also if you have a patch from an event send that along. That also will be returned if labeled. Last, but not least, please let Sue know for what events you are sending pictures.

Sue has come up with a great idea, she would like pictures of all club members on bicycles when you were children. Please help her by sending her your pictures.

The following stores have offered to give club members a discount at their stores. We will list the stores each month in the Rambler.

**Pavlat's Prestige Cycles**  
(810) 792-4040

**Pavlat's Two Wheel Authority**  
(810) 542-7182

**Fraser Schwinn**  
(810) 294-9168

**Pointe Cyclery**  
(313) 886-9168

**Mountain's of Bikes**  
(810) 412-0500

**Antoon's**  
(810) 247-9240

**Sterling Schwinn**  
(810) 979-7570

**Big Ralph's**  
(810) 772-3258

**Macomb Schwinn**  
(810) 756-5400

**NEXT MEETING:**  
November 7, 1994 7:00pm.  
at the  
Mt. Clemens recreation  
Center 300 Groesbeck  
(at Lafayette)

**President:**  
Elizabeth Nieman 752-2770

**Ride Director:**  
Diane Baker 247-5694

**Secretary:**  
Laurie Brickner 939-4670

**Treasurer:**  
Pennie Morauski 773-2213

**Editor:**  
Lorie Kamm 777-8726

**Co-Editor:**  
John Kamm 777-8726

**Asst. Editor:**  
Vicki Malloch 979-4076

**Hotline:** 792-4670

## Ride Schedule

Call the hotline (810) 792-4670 for updates.

Please ride safely.

Lights are mandatory for all late afternoon/evening rides.

Wear warm reflective clothing.

### Recurring rides for October

**Tuesdays 9:00am.** Meet George or Doug at Schultz Funeral Home (8 1/2/Gratiot). 14-16 pace, 30mi.

**Tuesdays 6:00pm.** Meet Gary Haelewyn at Pavlat's Clinton Twp. for a ride to Metro Beach. Pace 16-18, 25mi. (Please note: After Nov. 1 ride will be on the recreational trail 20-30mi 14-16 pace starting 6:30pm.)

**Wednesdays 6:00pm.** Meet Rick Moorman at 17 Mile/Garfield behind the doctors office for a ride out to Stoney Creek. Pace 16-18mph, 25-30mi.

**Thursdays 6:00pm.** Meet George Zloitro at Pavlat's Royal Oak for a beautiful ride to Cranbrook and back. 16-18 pace, 25-30mi.

**Thursdays 5:30pm.** Meet Rich Dyer at the New Baltimore Water Tower for a 28 mile ride. Pace 18+.

**Thursdays 6:00pm.** Meet Bill Duemling at Pavlat's Clinton Twp. (15 & Moravian). Pace 14-15mph, 18-20mi.

**Fridays 6:00pm.** Meet Steve Angst at Marter and Jefferson for a ride through Grosse Pointe. 16-18 pace, 20mi.

**Saturdays 9:00am.** Meet Doug MacDermaid at Schultz Funeral Home for a breakfast ride. 14-16 pace 25-30mi.

**Saturdays 9:00am.** Meet Gary Haelewyn at the Stoney Creek West Branch Parking Area for a mountain bike ride. Fast pace 40mi.

### Scheduled rides for October

**Sunday October 16, 9:00am.** Meet at the Rochester Duck Pond Park for a mountain bike ride to Canterbury Village. easy pace 30mi.

**Saturday, October 22, 8:30am.** Meet Dave Courter at the Algonac Ferry for a breakfast ride to Mitchell's Bay. 15-17 pace 55mi.

**Saturday, October 29, 5:00pm.** Meet Blake Bennett at the Rochester Duck Pond Park for his annual Halloween ride on the Paint Creek Trail. Costumes are highly recommended. Easy pace 20mi.

**Sunday, October 30, 8:30am.** Meet Duane & E.A. at the Romeo High School for a breakfast ride. 15-17 pace, 40mi.

# 1994 Clinton River Riders Christmas Party

6:00 P.M., December 10, 1994

American Legion Post #4  
401 N. Groesbeck Highway  
Mt. Clemens, MI 48043

Full Buffet Style Dinner

Open Bar

1994 Club Awards

Music and Dancing by Tony the D.J.



Reservations Must be Made by Mail and Received by November 25, 1994

Make checks payable to: Clinton River Riders

Mail Reservation forms to: Elizabeth Nieman  
11902 Fountainview  
Romeo, MI 48065

Questions may be directed to: Elizabeth Nieman 752-6482  
Bill Cleland 775-5125

---

## CRR 1994 Christmas Party Reservation Form

	Number Attending	Total Cost
Adults \$7.50	_____	_____
Children (5-12) \$4.00	_____	_____
Children Under 5 free	_____	_____
Guests \$13.75 (Non Members)	_____	_____
Total Enclosed	_____	_____

Additional People attending  
(age if child)

Name: \_\_\_\_\_  
Phone Number: \_\_\_\_\_  
\_\_\_\_\_  
\_\_\_\_\_

Total Club Mileage 75,060

Club Mileage Leaders:

Men

- |                    |       |
|--------------------|-------|
| 1. George Zloistro | 2,573 |
| 2. Rick Jones      | 2,374 |
| 3. Doug MacDermaid | 2,143 |
| 4. Bill Duemling   | 2,020 |
| 5. Dan Merchant    | 1,772 |

Women

- |                    |       |
|--------------------|-------|
| 1. Laurie Brickner | 2,180 |
| 2. Julia Schultz   | 1,674 |
| 3. Pennie Morauski | 1,576 |
| 4. Doris Mulligan  | 1,524 |
| 5. Darlene Duskey  | 1,307 |

Happy Birthday to:


Mark Jones 11-2, Laura Schmelzer 11-2, Kathie Steenbergh 11-5, William Dungan 11-7, Elizabeth Nieman 11-7, Geraldine Gallagher 11-9, Ron Smith 11-10, Chris Duemling 11-11, Al Barton 11-12, Gary Haelewyn 11-12, Jason Haelewyn 11-14, John Gentilia 11-18, Jeff Pearson 11-18, Robert Goebel 11-20, Robert Bellia 11-21, Lani Domagalski 11-21, Larry Goike 11-23, Tom Graham 11-24, Vicki Malloch 11-25.

Editor's Note:

Deadline for The Rambler is the Wednesday after the meeting. Please bring items to the next meeting or call the editors.

Acceptable formats: Hardcopy

Preferred formats: Wordperfect 5.1 or ASCII format, any disk size.



# Touring Guidelines

by John Schubert, Technical Editor of Bikecentennial's BikeReport magazine

## Transportation Tips For You And Your Bicycle

The use of public carriers greatly enhances the number and variety of your bicycling opportunities. Although airlines, bus companies, and railways are generally accustomed to transporting bicycles, there is always a risk of damage. Proper boxing can minimize the risk of damage or loss.

### Boxing Your Bicycle

You must anticipate the possibility that your bike will be dropped, stacked in cargo bins, or otherwise handled roughly once it leaves your sight. Don't travel with your bicycle unless it is boxed! Many common carriers make boxing a requirement. Some airlines have boxes available, as do certain Amtrak stations. Both Amtrak and most airlines require several days advance notice that you'll be traveling with a bicycle. Give this notice directly to the counter where you'll be departing.

You can often get used boxes from bicycle shops, especially if you call a few days ahead. While you're at the bicycle shop, get two boxes, preferably one slightly larger than the other. A single box can be modified to protect your bicycle fairly well, but one slipped inside another to form a double-walled container, braced internally, will give your bike better protection and you greater peace of mind.

It takes some time to box a bicycle, especially if it's your first try, so don't wait until a half hour before your flight is scheduled to depart to begin working on it. You'll need a pocket knife, some extra strips of cardboard, some scrap wood, tape (filament or duct tape), and some light rope, twine, or stout cord. For a demonstration of the packing method described here, consult Bikecentennial's 45-minute video "Get Ready To Go Bicycle Touring," which also covers a variety of other important topics. The video is available for \$19.95. To order call 1-800-933-1116 and ask for item #BT-702.

### Disassembling Your Bicycle For Shipping

1. Shift the gears so that the cables are slack.
2. Deflate the tires halfway for more shock absorbing capability.
3. Remove the seat and seat post as a unit.
4. Remove the front wheel. Cut a small block of wood to fit between the front fork dropouts and tape it in place. This will help prevent the fork blades from being bent.
5. Remove the brake cables from the brake levers. If your bicycle has a very long wheelbase, it may help to completely remove the front brake so the fork can be rotated 180 degrees.
6. Remove the handlebars and stem as a unit by loosening the stem bolt two full turns. Then, protecting the bolt with scrap wood, hammer to loosen the wedge, and pull the stem out of the steering tube. Re-tighten the stem bolt to avoid losing the wedge.
7. Remove the pedals. Remember that the left pedal is a left-hand thread; the right is a standard right-hand thread.
8. Tie or tape the front wheel to the right side of the frame, padding between the wheel and frame with cardboard. Turn the crank arms parallel with the box bottom and tape in place.
9. Make two 6-inch square "washers" of several layers of cardboard with a center hole. Make them thick enough to prevent the front wheel axle or quick-release end from puncturing the box. Tape these in place over the exposed front axle end and the end of the rear axle opposite the derailleur.
10. Unbolt the rear derailleur (but don't disconnect the cable) and tape it to the rear wheel spokes below its normal position so it doesn't stick out

past the frame. Pad the derailleur with a roll of cardboard also taped in place.

11. Cradle the handlebars and stem over the top tube or around the fork and head tube if space permits.

### Preparing the Box

1. Cut five pieces of cardboard, each about one foot in length, and wide enough to fit snugly across the inside width of your box. Form tightly-rolled tubes and fit them inside the box. These tubes will help absorb forces from the side and prevent the box walls from collapsing into the bicycle.
2. Place one tube inside the box near where the lower end of the front fork will be. Place two tubes, slightly flattened to fit, through the rear wheel and tape them in place. Place other tubes where the frame top and down tubes meet, through the front wheel spokes, and below the top tube, toward the front of the bike. Tape each in place.
3. Lower the bicycle into the box, and add cardboard pads wherever any remaining sharp or fragile parts might contact the box. Anchor the cross-bracing cardboard tubes further by punching holes in the box sides to match the tube centers, and securing the tubes with tape, rope, or both. The rope can also be padded and used as convenient carrying handles.
4. Wrap the saddle, pedals, and other parts in newspaper or cloth and secure them inside the box.
5. Seal the box with tape and clearly label it with your name, destination, and home return address.

### The UPS Option

More and more people are using UPS rather than the airlines for bike shipment. UPS will cover damages incurred during shipping if your bike is packed properly; airlines require you to sign a disclaimer removing them from responsibility for damages. Your bicycle must be packed in a box, and must meet the following size and weight restrictions:

1. The length of the carton plus its girth at the widest point cannot exceed 130 inches with a maximum length of 108 inches.

2. The weight of each carton cannot exceed 70 pounds.

Your first task is to find someone to accept the shipment of your bike. If you don't have a friend or relative who lives near the starting point of your tour, consider contacting a bicycle shop in the area. Hotels, hostels and campgrounds may also be able to accept your bike.

Allow an extra day for shipping your bike. You can call your local UPS office to find out the time it will take to ship your bike and the exact cost. Have the zip codes ready for the areas you are shipping your bike to and from, plus the weight of your box.

Box your bike carefully, according to the accompanying directions. If you are shipping your bike to a shop, find out how much they charge to assemble it (usually \$10-\$15). It would be a nice gesture to let them assemble your bike, while also making your life easier.

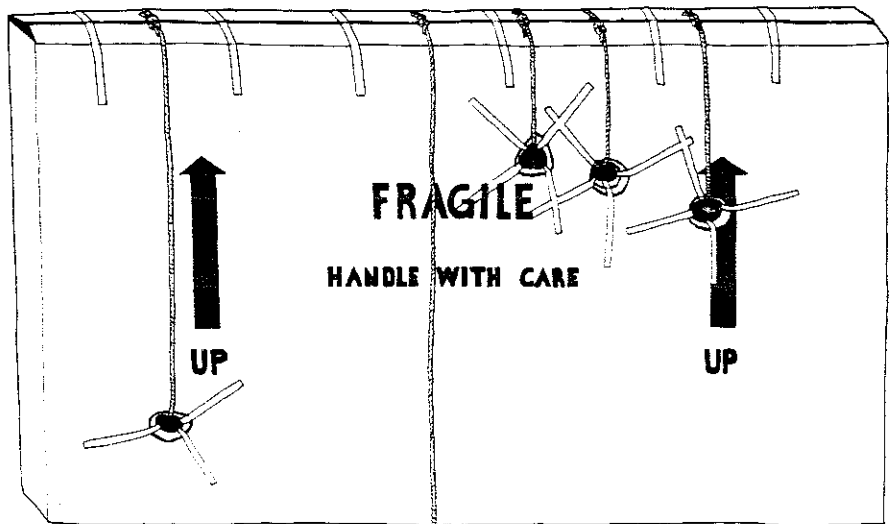
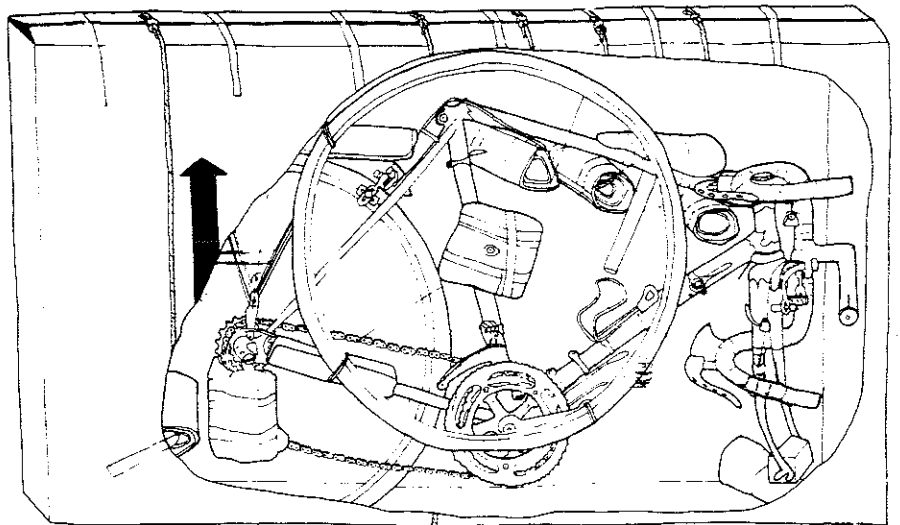
As mentioned above, you can declare value on your bike with UPS. Your package is automatically "declared" (UPS' term) for \$100. Additional insurance costs 30 cents per each \$100 of value. Remember, your bicycle must be packaged properly or you cannot claim damages.

We did some checking on approximate shipping costs for UPS (see chart below), using Ground, Ground Trac, 3 Day Select, 2nd Day and Next Day services. UPS can track your package very quickly with the 3, 2 and next day services, and with Ground Trac, which only costs an additional 75 cents and provides the same tracking capabilities of any air shipment.

## The Train, and The Bus

Amtrak policy requires that bicycles be placed in a box with pedals removed and handlebars turned, and checked as baggage. Amtrak will provide a box free of charge, and will even do the packing for you — you'll need to call ahead for this service. There is a \$5 handling fee for your bike each time it is checked. NOTE: Not all Amtrak stations have baggage handling. Call 1-800-872-7245 for more information.

You may also ship your bike via



Amtrak. The cost will be around \$25-\$40. Call Amtrak Express at 1-800-368-8725 for more information.

If you're traveling by bus, your bicycle will count as one of two pieces of baggage. Recent changes in the regulations mean the bike will cost you an extra \$10, even though it is one of your pieces of baggage. As with UPS, your bicycle must be in a box, which cannot be over 74 inches long, and must not weigh more than 100 pounds.

Unless you've sent your bike ahead (allow plenty of time), it's best to travel

on the same bus as your bike so you can keep your eye on it and make sure it makes connections when you do!

Your bike is automatically insured up to \$250; you can insure it up to \$1000 for \$1 per \$100 of extra value. You can also ship your bike separately via the bus. Costs vary widely according to where you're shipping the bike to and from. Check with your local Greyhound station for rates.

If you're sending your bike ahead, mark your bike box clearly with "HOLD. WILL CALL" so the depot will keep it until you pick it up. ■

### Approximate UPS Shipping Costs\*

	GROUND	GROUND TRAC	3 DAY SELECT	2ND DAY	NEXT DAY
<b>COST</b>	\$6.75-20.27	\$7.32-21.02	\$31.95-38.43	\$47.50	\$63.00
<b>TIME</b>	3-8 days	3-8 days	3 days	2 days	1 day

\*Prices based on a 40-pound package shipped in the continental U.S. with residential delivery, as of February 15, 1993. Time for shipment is in business days.



P.O. Box 8308, Missoula, MT 59807  
(406) 721-1776